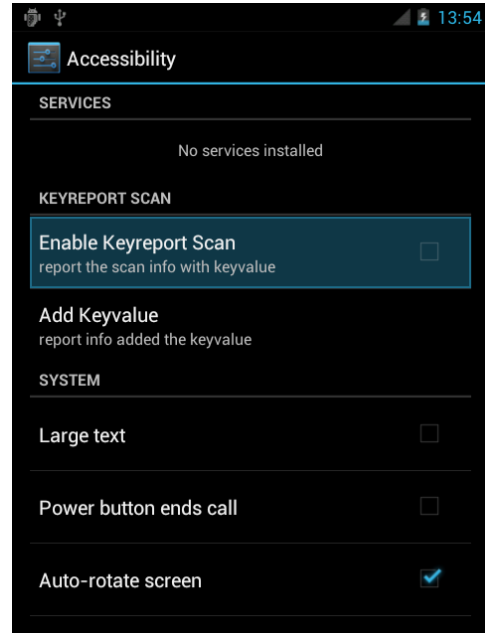
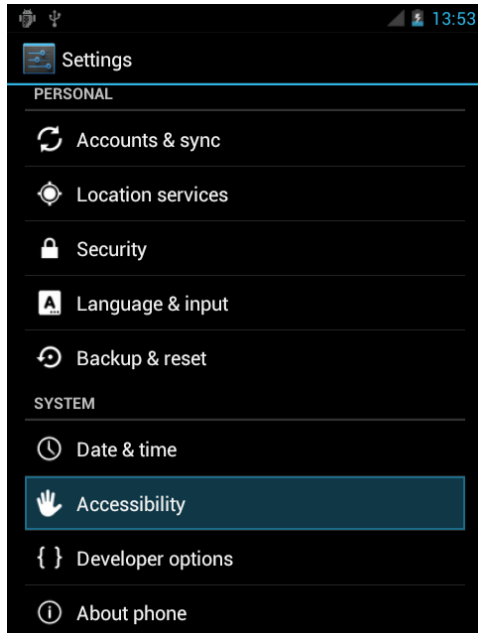


TT35A SE4500_DEMO UserManual

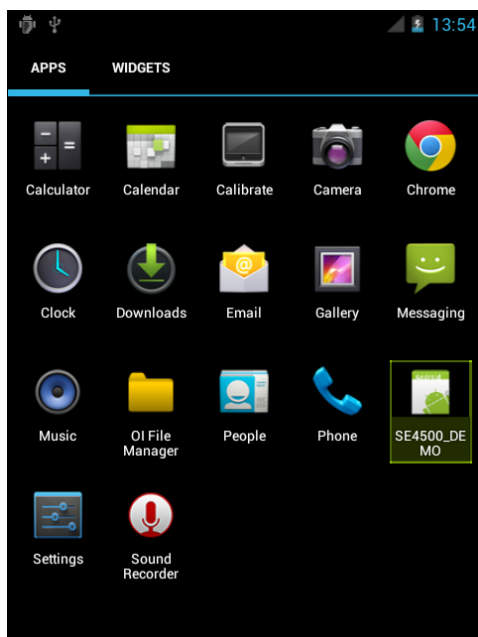
SE45SR

日期	内容	修改人
2014. 07. 28	使用新模板写文档	刁显华
2014. 07. 29	更新为带有循环扫描功能示例的截图及使用说明	刁显华
2014. 08. 13	翻译英文文档	刁显华

1. Use the demo please ensure "Settings"→"Accessibility"→"Enable Keyreport Scan" unchecked, i.e. **not open focus scanning**.



2. Install demo and click "SE4500_DEMO" to open it, as shown below. If the process terminated unexpectedly, please check whether the device is in the state of Focus Scanning, do as the described of 1. Short press the return key can hide the pop-up soft keyboard and see the buttons of demo.



- Click **“Decode”** button, infrared light, alignment of qr code or barcode, then read data. You can scroll down to see as more info ,as picture:



- Click the **“Snapshot”** button, to shoot, or you can press **“OK”** or **“enter”** key after set focus on the **“Snapshot”** by the direction key, as the first picture. Click **“OFF”**, then it will turn to **“ON”**, and the demo get into loop scan state. Press return key to exit demo.

